
Tutorial Information

You may wish to delete messages from time to time. This helps keep you organized and gets rid of messages you no longer need.

Deleting Mail Messages

1. Select the messages you wish to delete. (See Fig. D1-1)

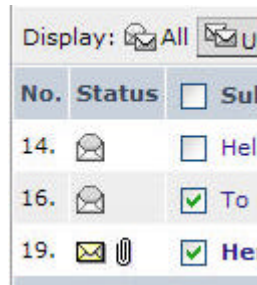


Fig. D 1-1

2. Click on the Delete link. (See Fig. D1-2)

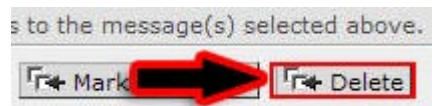


Fig. D 1-2

3. A dialog box will appear asking if you want to delete the messages. Click the OK button. (See Fig. D1-3)

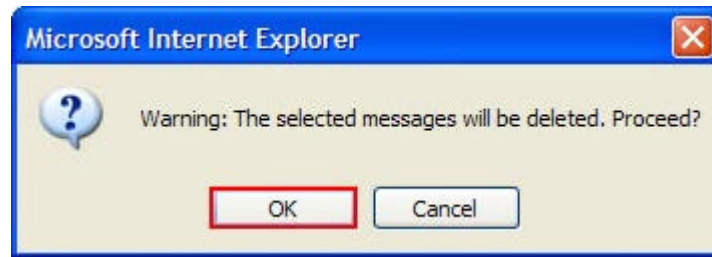


Fig. D 1-3

4. The messages are now deleted. (See Fig. D1-4)

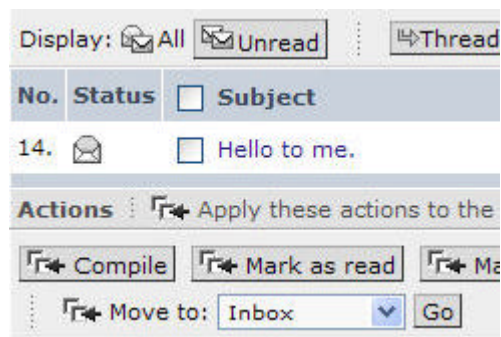


Fig. D 1-4