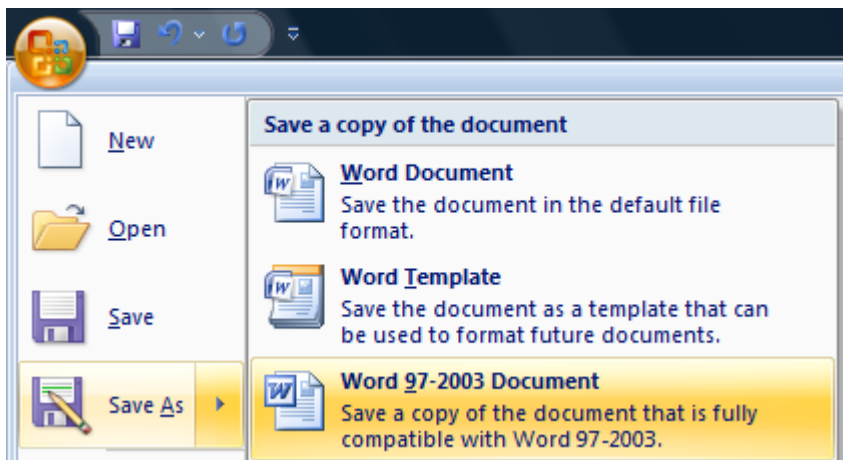


OPENING FILES CREATED WITH OFFICE 2007

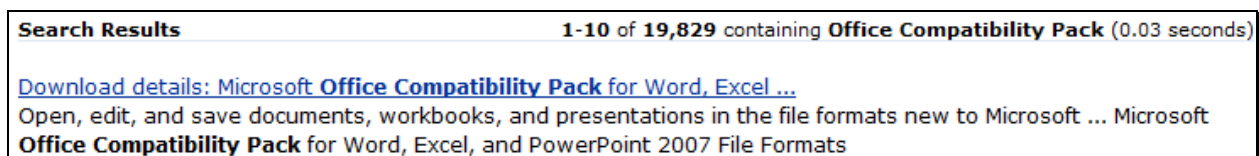
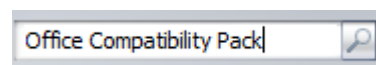
Introduced at the same time as Windows Vista was Microsoft Office 2007. With Office 2007 they made a number of major changes, the most serious of which was changing the format of files created in Word, Excel, and PowerPoint. This means that files saved in Office 2007 cannot be opened in previous versions of Office, such as Office 2003 or Office XP. There are two solutions to this:

Solution 1. The creator of the file, using Office 2007, can click Save As from the Office Button and choose Word 97-2003.



The saved file can now be opened with the older versions of Word.

Solution 2. A person using Office 2003 or earlier can install the Microsoft Office Compatibility Pack. It can be downloaded free from www.microsoft.com. From the main Microsoft website search for “Office Compatibility Pack” and choose the first result.



Click on the Download button and save the file to your Desktop. Microsoft recommends installing all High Priority updates from Windows Update before installing this program. If you wish to do that install the updates and reboot your computer before proceeding. When the download is finished, double click on the file to begin the installation. When the installation is finished you can delete the installer file from the Desktop. Your computer can now open the new Office 2007 files.